

Nitrate Measurement in Turf Grass

Nitrate concentration in grasses can be used as an indicator of soil nitrogen (N) availability for their growth. Research at the University of Connecticut suggests verdure sap nitrate-N concentrations at 200-300 ppm as the optimum level.



Introduction

Grasses store nitrogen (N) as nitrate in the bases of stems and shoots. Research conducted by Guillard and Morris (2013) at the University of Connecticut suggests that nitrate accumulate in the shoot bases of perennial turf grasses during the fall (when new leaf blade formation declines), which could be a significant source of N for the turf plant at the onset of new growth in the following spring after winter dormancy. At the optimum critical level of nitrate-N concentration and beyond, the turf response will plateau or flatten out – increasing the fall verdure nitrate-N concentrations with more fertilizer beyond the optimum critical level will not increase the grass quality in the fall or the following spring; the maximum quality response has been reached.

Pocket-sized LAQUA twin Nitrate Ion meter was used to measure nitrate-N concentrations in verdure sap. It eliminates the need to transport samples to a laboratory for expensive analysis performed using either colorimetry or chromatography by trained analyst.

Method


Calibrate the LAQUAtwin Nitrate Ion meter according to manufacturer's instructions.

Sample Collection And Preparation

1. Mow the turf to desired height and remove mowed clippings.
2. Collect verdure samples—aboveground parts of the turf plant remaining after clippings removed. A golf-ball sized, compressed verdure sample is usually sufficient to produce adequate sap for the test.
3. Squeeze the sap from the verdure sample using a hydraulic or garlic-type press.

Sample Measurement

1. Place some drops of the extracted sap directly into the sensor.
2. Record the reading once stabilized—⊙ appears.
3. After each sample, rinse the sensor with water and blot it dry with tissue.



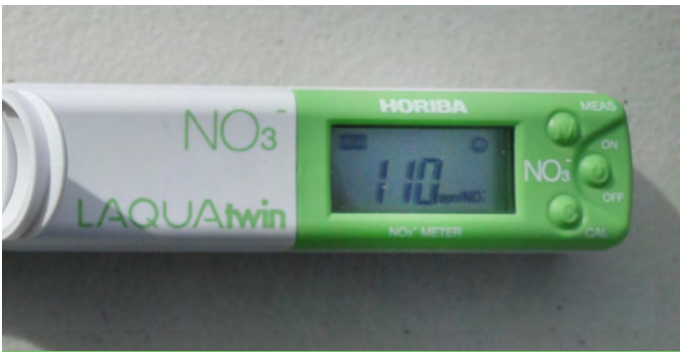
Collect verdure samples—aboveground parts of the turf plant remaining after clippings removed. A golf-ball sized, compressed verdure sample is usually sufficient to produce adequate sap for the test.

Continued at the back

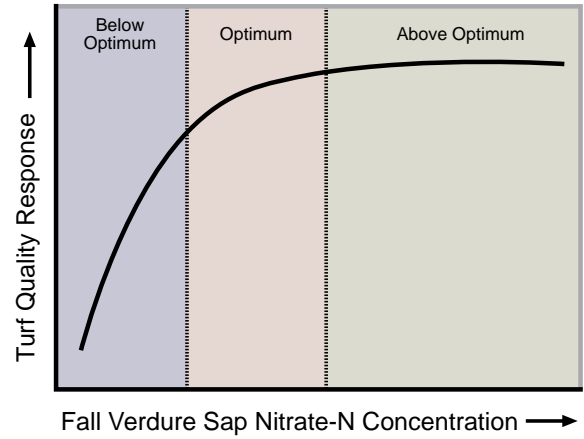
Continued from the front



Place some drops of the extracted sap directly into the sensor.



Record the reading once stabilized—⊙ appears.



Results and Benefits

Research at the University of Connecticut suggests that no fertilizer is required in the fall if the verdure sap nitrate-N concentrations are 200-300 ppm or above during October through November in their climate (critical values were based on turf mowed to a height of 2¼ inches and test was conducted using Horiba's LAQUA twin Nitrate ion meter). If less than 200, it suggests that some nitrogen be applied to obtain optimum turf responses. When readings are between 100 to 200 ppm, 0.25 to 0.33 lbs N/1000ft² can be considered. If readings are less than 100 ppm, then 0.33 to 0.50 lbs N/1000ft² can be considered, provided that N is applied before the onset of winter.

REFERENCE

Guillard, Karl and Morris, Thomas. The Verdure Sap Nitrate Test To Guide Fall N Fertilization of Turf Sod. Sod Nutrient Management Technical Guide TG-0265-R1, June 2013
REV 0, 6 JULY 2015

Nitrate Ion Meter for crop B-741



Measurement range: 100~9,900 ppm (NO₃⁻),
23~2,200 ppm (NO₃⁻-N)

[Accessories included]

- Standard solution for crops (300 ppm & 5000 ppm) (14 mL)
- 2 CR2032 batteries
- Instruction manual
- 5 Pipettes
- Cleaning solution bottle (250 mL)
- Crop sample press
- 3 Medical cups
- Quick manual
- Carrying case

LAQUAtwin Pocket Ion Meters Lineup



pH

COND

Na+

K+

NO₃⁻

Ca²⁺

Salt EC



Horiba Instruments (Singapore) Pte Ltd
83 Science Park Drive, #02-02A,
The Curie, Singapore 118258
Tel. +65 6908 9660
E-mail: laqua@horiba.com

IMS

HORIBA Group is operating Integrated Management System (IMS)
ISO9001 JOA-0298 / ISO14001 JOA-E-90039 / ISO13485
JOA-MD0010 / OHSAS18001 JOA-OH0068



<http://www.horiba-laqua.com>

Explore the future

Automotive Test Systems | Process & Environmental | Medical | Semiconductor | Scientific

HORIBA